

## TIPS FOR U.S. SOCCER'S NEW "SAFE SOCCER" SECTION

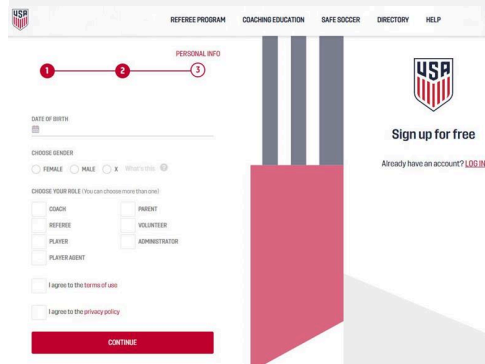
US Soccer has recently made an update to their Learning Center platform. The page, previously titled "Safeguard" is now called "Safe Soccer".



This is part of U.S. Soccer's initiative to create a safer environment for all in the soccer landscape. All trainings or acknowledgements on that page are related to items needed by some states. The goal is to help ensure admins on the field have been exposed to trainings about the possible hazards of the game and are then able to recognize issues that may arise on the field.

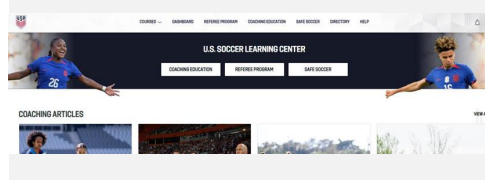
Last year, Cal South implemented their Admin and Coach checklists to help route all members more easily to U.S. Soccer to complete compliance trainings. We are still moving in that direction but wish to update everyone on the new items when they arrive there.

Now when a member creates a U.S. Soccer profile, there are more role options to choose from, as opposed to just referees or coaches.

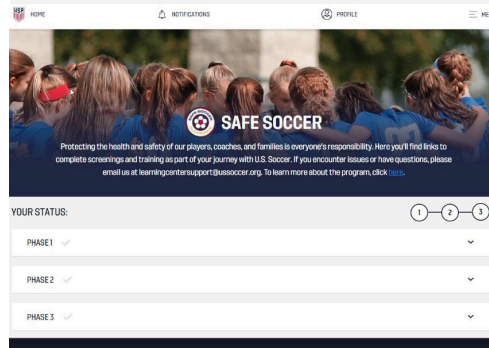


After making their selection on that initial page and hitting "Continue," the member will see these three options on the next page: "Coaching Education," "Referee Program," and "Safe Soccer".

Team admins can click on "Safe Soccer" to start the trainings we need.



The Safe Soccer page has three "phases" offered. They are there for all states to use as they see fit. **Cal South members will only need the two trainings within Phase 1.**



US Soccer HOME NOTIFICATIONS PROFILE MENU

**SAFE SOCCER**  
Protecting the health and safety of our players, coaches, and families is everyone's responsibility. Here you'll find links to complete screenings and training as part of your journey with U.S. Soccer. If you encounter issues or have questions, please email us at [learningsupport@ussoccer.org](mailto:learningsupport@ussoccer.org). To learn more about the program, click [here](#).

YOUR STATUS: 1 2 3

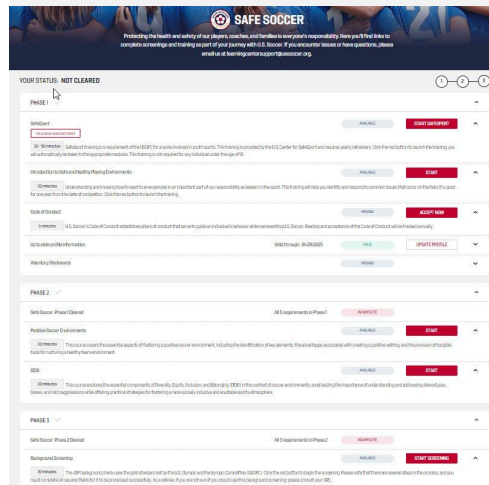
PHASE 1 ✓

PHASE 2 ✓

PHASE 3 ✓

You can expand each of phase to see all items offered. Again, our admins and coaches only need the two below (which are located within Phase 1):

- SafeSport
- Introduction to Safe & Healthy Playing Environments



**SAFE SOCCER**  
Protecting the health and safety of our players, coaches, and families is everyone's responsibility. Here you'll find links to complete screenings and training as part of your journey with U.S. Soccer. If you encounter issues or have questions, please email us at [learningsupport@ussoccer.org](mailto:learningsupport@ussoccer.org).

YOUR STATUS: NOT CLEARED 1 2 3

PHASE 1

SafeSport

Introduction to Safe & Healthy Playing Environments

PHASE 2

Safe Soccer Phase 2 Overview

PHASE 3

Safe Soccer Phase 3 Overview

**Please inform your admins they do NOT need to complete the rest of the phases and to not complete the background check offered by US Soccer.**

The Safe Soccer section of their profile will show **"YOUR STATUS: NO CLEARANCE"** and that is okay as that relates to the entirety of U.S. Soccer's Safe Soccer section trainings and background.

**As long as the two above mentioned trainings are completed and not expired, they are okay to participate with Cal South.**

If you have further questions, please contact [administrativeservices@calsouth.com](mailto:administrativeservices@calsouth.com).